

onefeather

Grand Chief Election

On-line Vote Poll

Instructions to On-Line Voters

Dates and times when the On-line Poll is open?

The on-line poll is open to eligible voters starting at **10am on Sept 2nd to Noon on Sept 12th.** There are no exceptions to this timeframe. There will be no online voting allowed before or after these dates and times.

Welcome to One Feather Online voting and the Tłıcho Grand Chief Election – to get start visit the link below:

<https://www.onefeather.ca/nations/tlicho/elections/grandchief25>

To get started, click the **RED** button:

Sign Up to Vote Electronically

First, you will need to create a profile and then activate it. This is a quick and easy two-step process.

You will need the following information to create a voter profile:

1. An active email address (so One Feather can send you a verification email that allows you to vote)
2. The correct spelling of your first and last name as spelled on the Voters List
3. Your birthdate, as listed on the voters list
4. Your status card number

Once you have gathered this information you will be ready to sign-up for on-line voting.

Take your time, you will need about 10 minutes to complete the sign-up and voting process.

Below are the sign-up screens – each will guide your though the activation process and get you to electronic/digital voting in just a few minutes.




Below you will see the three screens that you will encounter when you create and then activate (verify) your account. Voting will follow.










Step 1 – Enter your email address - press **NEXT**




Step 2 – Create a password – (password must be at least 8 characters) (write it down)


Step 3 – Enter your password again to confirm it.


Click the box to Agree to Terms of Use, and then click the red **Create Account** button.

<div> OneFeather</div> <div><h2>Welcome</h2><p>Log In or Sign Up</p></div> <div>Email</div> <div><input type="text"/></div> <div>Next</div> <div>Help Privacy Terms</div>	<div> OneFeather</div> <div><h2>Welcome</h2><p>Log In or Sign Up</p></div> <div>Email</div> <div><input type="text" value="sign_up@onefeather.ca"/></div> <div>Next</div> <div>Help Privacy Terms</div>	<div> OneFeather</div> <div><h2>Sign Up</h2><p>Create a Password</p></div> <div>sign_up@onefeather.ca</div> <div>Change Email</div> <div>Password</div> <div><input type="text"/></div> <div>Password confirmation</div> <div><input type="text"/></div> <div><input type="checkbox"/> I agree to the Terms of Use</div> <div>Read Terms of Use</div> <div>Create Account</div> <div>Help Privacy Terms</div>
--	--	--

<p>Step 4</p> <p>As soon as you click on Create Account, the system will send you an email at the address you entered above. It should arrive in your In Box right away</p>	<p>You will see this box on your computer screen – this confirms that the email is on it's way to you.</p> <p>If you don't receive the email right away – check your JUNK folder</p>	<p>STEP 5</p> <p>Verify your email</p> <p>Once you Receive the email there will be a button in the email that says: Confirm Email</p> <p>Once you click that you will go to this screen.</p> <p>CLICK on CONTINUE</p>
<div data-bbox="274 457 535 533">  OneFeather </div> <div data-bbox="303 588 505 646"> <h2>Sign Up</h2> </div> <div data-bbox="259 680 548 714"> <h3>Create a Password</h3> </div> <div data-bbox="220 795 474 823"> <p>sign_up@onefeather.ca</p> </div> <div data-bbox="220 831 350 856"> <p>Change Email</p> </div> <div data-bbox="220 896 315 919"> <p>Password</p> </div> <div data-bbox="220 928 583 995"> <input type="password"/> </div> <div data-bbox="220 1033 433 1056"> <p>Password confirmation</p> </div> <div data-bbox="220 1066 583 1134"> <input type="password"/> </div> <div data-bbox="220 1176 511 1203"> <p><input checked="" type="checkbox"/> I agree to the Terms of Use</p> </div> <div data-bbox="313 1241 492 1266"> <p>Read Terms of Use</p> </div> <div data-bbox="220 1318 583 1392"> <p>Create Account</p> </div> <div data-bbox="287 1421 519 1444"> <p>Help Privacy Terms</p> </div>	<div data-bbox="688 457 946 533">  OneFeather </div> <div data-bbox="792 604 839 655">  </div> <div data-bbox="683 680 946 720"> <h3>Verify your email</h3> </div> <div data-bbox="688 777 941 850"> <p>Sending an email to sign_up@onefeather.ca</p> </div> <div data-bbox="638 917 990 984"> <div>  </div> <div>Sending Verification Email...</div> </div> <div data-bbox="638 1005 990 1073"> <div>  </div> <div>Account not yet verified</div> </div> <div data-bbox="638 1138 990 1211"> <p>We suggest checking your junk mail and spam folders if your email has not arrived in your inbox.</p> </div> <div data-bbox="698 1266 930 1291"> <p>Resend Verification Email</p> </div> <div data-bbox="701 1432 928 1455"> <p>Help Privacy Terms</p> </div>	<div data-bbox="1094 457 1362 533">  OneFeather </div> <div data-bbox="1195 604 1242 655">  </div> <div data-bbox="1109 680 1343 714"> <h3>Email verified!</h3> </div> <div data-bbox="1092 774 1359 846"> <p>An email was sent to sign_up@onefeather.ca</p> </div> <div data-bbox="1040 911 1414 978"> <div>  </div> <div>Email successfully delivered</div> </div> <div data-bbox="1040 999 1414 1066"> <div>  </div> <div>Email successfully verified</div> </div> <div data-bbox="1040 1129 1414 1205"> <p>Continue</p> </div> <div data-bbox="1104 1421 1347 1444"> <p>Help Privacy Terms</p> </div>



sign_up@onefeather.ca



Digital Voting

Vote from home, vote from anywhere. Secure and confidential online voting.


[Vote Now](#)





Status Card Applications


Apply for a renewal, replacement, or your very first Secure Certificate of Indian Status.




[Apply Now](#)

[Privacy Policy](#) 

[Terms & Conditions](#) 

[Help Centre](#) 

[Contact Us](#) 

© 2021 OneFeather Mobile Technologies Ltd.

From this point – click **“Vote Now”** option
 From there you will be asked to choose a Voting Event.

There is a drop down menu and you will choose:
Tłıcho Government
 You will then be guided through the voting process.

Step 1 – Verify your Identity

You will be asked to enter the following info:

1. First name and last name
2. Status card number
3. Date of birth

(all this information must exactly match the voters’ list)

Click on **Verify My ID and Get PIN**

Step 2 – a new screen will pop up and You will be issued a Personal identification Number – PIN. This is very important. **Write it down** as you will need it to vote.

Your pin will be similar to this: **e7c903** (notice it is case sensitive)

(please note, you cannot cut and paste this pin, you must type it out when prompted in order to vote)

Step 3 – Voting

The names of the candidates for Grand Chief will come up on the screen and you will be able to vote for the candidate of your choice. You vote by placing a check mark beside the name of the candidate you want to vote for. Then click **NEXT**

Step 4 – You will be asked to Review & Confirm your Vote – the system will tell you who you voted for and ask you to confirm. Click on: **Confirm Your Vote**

Step 5 – you will now see a screen that says: VOTE COMPLETED – and congratulations your vote has been completed successfully.

Thank you for voting in the On-line Poll

If you have questions about the Tłıcho Grand Chief Election, **please call 1-888-857-5769**

Leave a detailed message if your call is outside business hours.